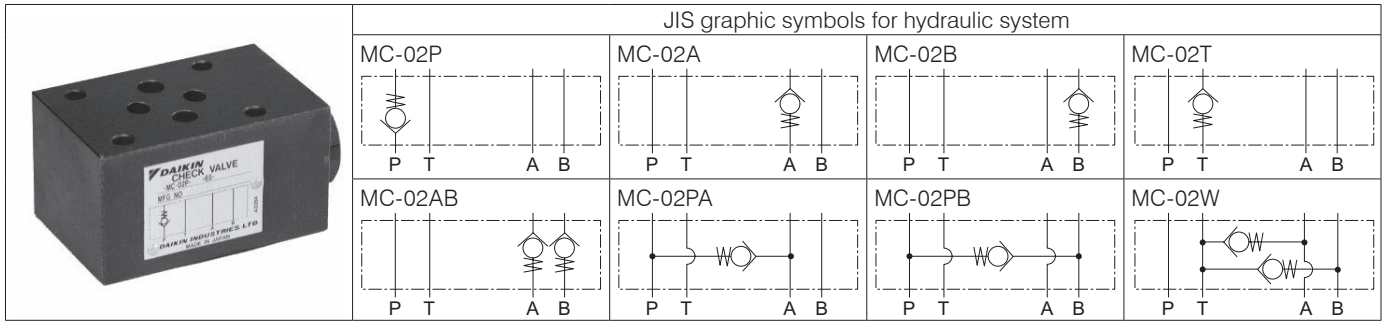


## 02 Series Stacking Type Check Valves



### Nomenclature

✖	-	<b>MC</b>	-	<b>02</b>	✖✖	-	✖✖	-	✖✖
1		2		3	4		5		6

- 1 Applicable fluid code**  
No designation: Petroleum-based hydraulic fluid, water-glycol hydraulic fluid  
F: Phosphate ester hydraulic fluid
- 2 Model No.**  
MC: Modular stacking type check valve
- 3 Nominal diameter**  
02: ¼
- 4 Control port**  
○ Design No. 55  
AB: Port A/B W: Port A/B (vacuum check valve)  
○ Design No. 65  
P: Port P    A: Port A    B: Port B  
T: Port T    PA: Port A → P    PB: Port B → P
- 5 Cracking pressure code**  
No designation: 0.015 MPa {0.15 kgf/cm<sup>2</sup>}  
(Applicable only to MC-02W)  
05: 0.05 MPa {0.5 kgf/cm<sup>2</sup>}  
50: 0.5 MPa {5 kgf/cm<sup>2</sup>}
- 6 Design No. (The design No. is subject to change)**  
55: 25 MPa {250 kgf/cm<sup>2</sup>} series  
65: 35 MPa {350 kgf/cm<sup>2</sup>} series

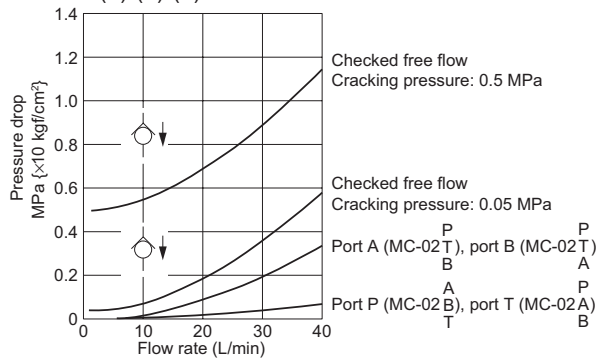
### Specifications

Model code	Maximum operating pressure MPa {kgf/cm <sup>2</sup> }	Maximum flow rate L/min	Cracking pressure MPa {kgf/cm <sup>2</sup> }	Mass kg
MC-02AB-05-55	25 {250}	40	0.05 {0.5}	1.1
MC-02AB-50-55			0.5 {5}	
MC-02W-55			0.015 {0.15}	
MC-02✖✖-05-65	35 {350}	40	0.05 {0.5}	0.9
MC-02✖✖-50-65			0.5 {5}	

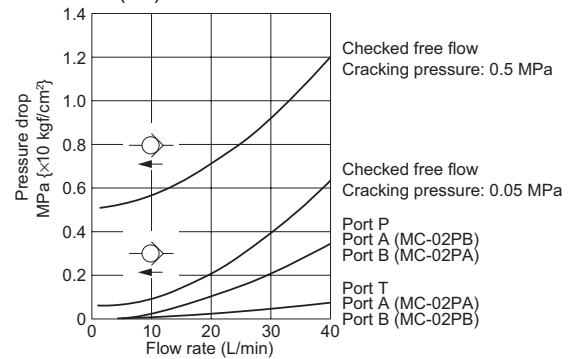
### Performance curves (viscosity: 32 mm<sup>2</sup>/s {cSt})

#### Pressure drop characteristics

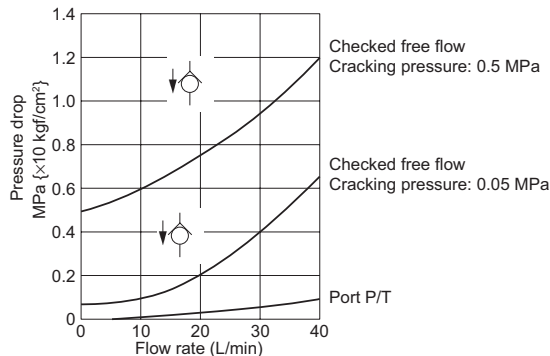
#### MC-02P (A) (B) (T)



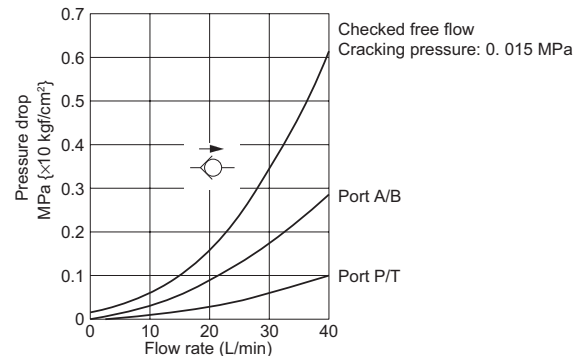
#### MC-02PA (PB)



#### MC-02AB



#### MC-02W



# Contact Details

Before using the product, please check the guide pages at the front of this catalog.

Internet

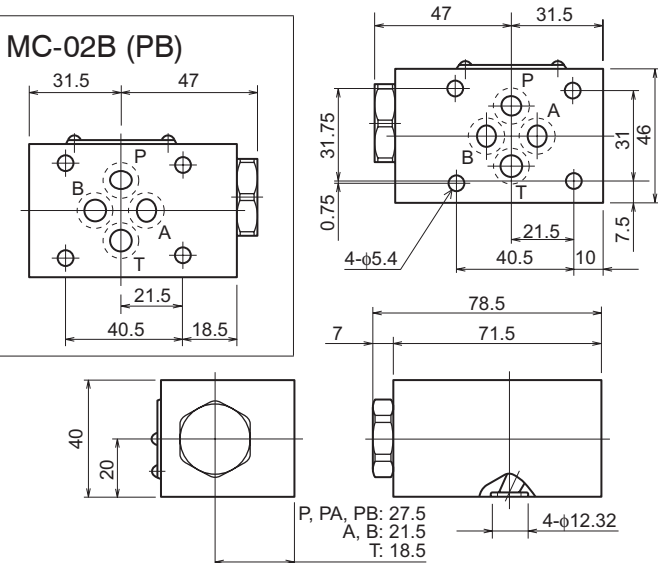
<http://www.daikinpmc.com/en/>

For latest information, PDF catalogs and operation manuals

## External dimension diagram

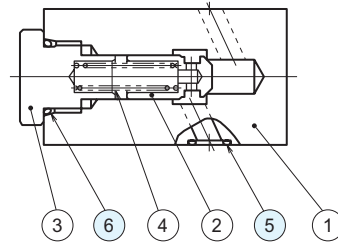
MC-02P (A) (T) (PA) -65

MC-02B (PB)



## Sectional structural diagram

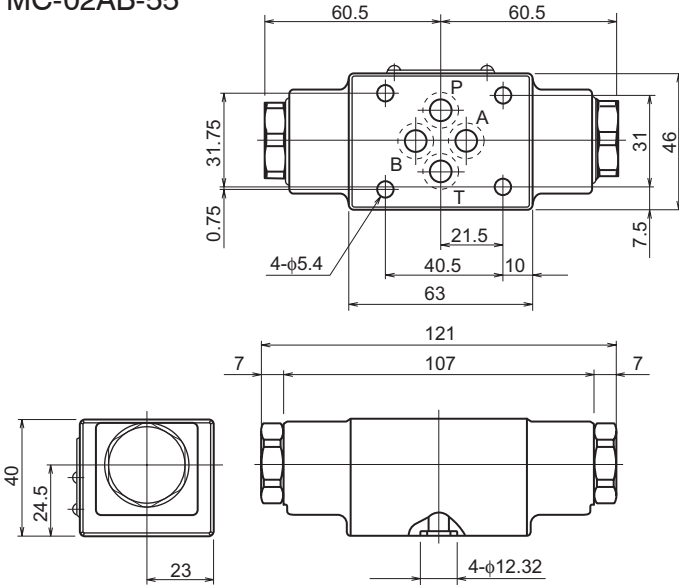
MC-02P (A) (B) (T) (PA) (PB)-65



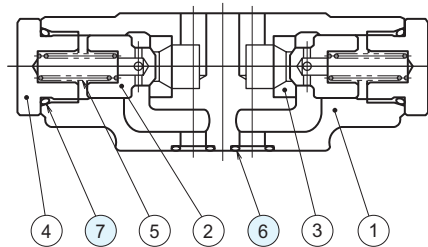
Sealing part table

Part No.	Name	Quantity	Part specifications
5	O-ring	4	AS568-012 (NBR, Hs90)
6	O-ring	1	JIS B 2401 1B P16

MC-02AB-55



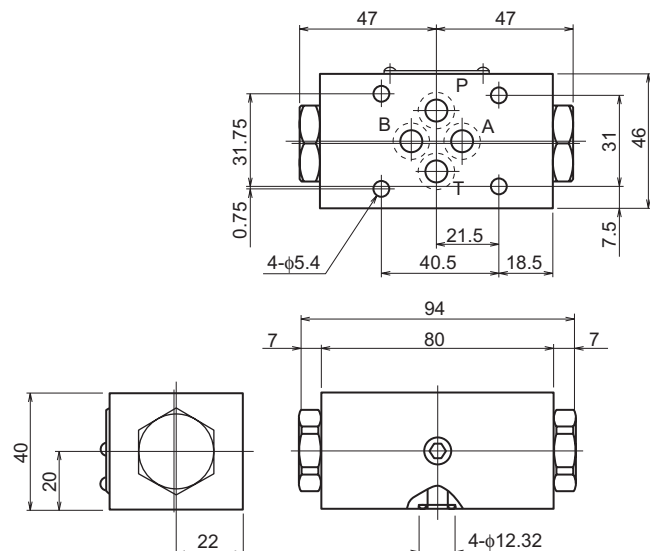
MC-02AB-55



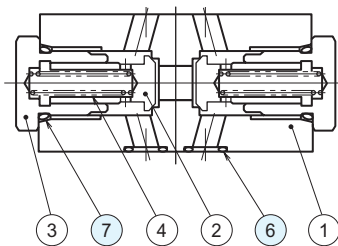
Sealing part table

Part No.	Name	Quantity	Part specifications
6	O-ring	4	AS568-012 (NBR, Hs90)
7	O-ring	2	JIS B 2401 1B P18

MC-02W-55



MC-02W-55



Sealing part table

Part No.	Name	Quantity	Part specifications
6	O-ring	4	AS568-012 (NBR, Hs90)
7	O-ring	2	JIS B 2401 1B P18